

DOPE BAG

Dope Bag is compiled by Staff and Contributing Editors: David Andrews, Hugh C. Birnbaum, Bruce N. Canfield, Russ Carpenter, O. Reid Coffield, William C. Davis, Jr., Pete Dickey, Charles Fagg, Robert W. Hunnicutt, Mark A. Keefe, IV, Ron Keysor, Angus Laidlaw, Scott E. Mayer, Charles E. Petty, Robert B. Pomeranz, O.D., Charles R. Suydam and A.W.F. Taylerson.

CAUTION: Technical data and information contained herein are intended to provide information based on the limited experience of individuals under specific conditions and circumstances. They do not detail the comprehensive training procedures, techniques and safety precautions absolutely necessary to properly carry on similar activity. Read the notice and disclaimer on the contents page. Always consult comprehensive reference manuals and bulletins for details of proper training requirements, procedures, techniques and safety precautions before attempting any similar activity.

AMT .45 ACP BACK UP PISTOL

THE AMT DAO Back Up (June 1993, p. 55) is a very small and simple .380 ACP pocket pistol that is notable for its trigger-cocking lock and its unusual construction and takedown.

Now AMT has scaled up the concept for those who want a lot more punch with the .45 ACP Back Up. The general outline is the same, but the .45 is put together and comes apart in a more conventional style and has a locked-breech design in place of the .380's blowback operation.


The pivoting trigger retracts and releases the hammer in one long and heavy (17 lbs.) stroke. The trigger bar engages a projection on the hammer. As the trigger nears the end of its travel, the trigger bar tail is

AMT .45 ACP BACK UP

MANUFACTURER: AMT, Dept. AR, 6226 Santos Diaz St., Irwindale, CA 91702
MECHANISM TYPE: recoil-operated semi-automatic pistol
CALIBER: .45 ACP
OVERALL LENGTH: 5 $\frac{7}{8}$ "
BARREL LENGTH: 3 $\frac{1}{8}$ "
WEIGHT: 25 ozs.
WIDTH: 1 $\frac{1}{8}$ "
HEIGHT: 4 $\frac{1}{8}$ "
MAGAZINE CAPACITY: 5
TRIGGER: double-action pull, 17 lbs.
SIGHTS: groove in slide top
ACCESSORIES: plastic carrying case, spare magazine
PRICE: \$399.99

cammed downward by the hammer body, releasing the hammer to fly forward, striking the firing pin and igniting the cartridge. The Back Up counts entirely on its hefty trigger pull to prevent accidental discharges. There are no manual, passive firing pin or magazine safeties.

Locking is by the familiar tipping barrel system, but with a groove in the barrel engaging a lug in the slide. In place of the M1911's link is a solid cam surface through which passes a pin that performs the func-



While it resembles the firm's .380 Back Up, the new .45 version has a locked breech and an entirely different takedown than the .380.

tion of the M1911 slide stop. The recoil spring presses against it through the forked end of the spring guide.

The barrel is belled at the muzzle to locate it in its hole in the front of the slide. There is no M1911-style barrel bushing. There also are no sights; a groove in the slide

top aids pointing at defensive ranges.

A window in the top of the barrel breech serves as a loaded chamber indicator by allowing a bit of the cartridge rim to shine through. The extractor is pivoted to the right of the pistol's generously sized ejection port.

The magazine release is located at the bottom of the stainless steel grip frame, and is easy for the thumb to find. The thumb will not find a slide stop. The slide closes after the last round of a magazine, and there is no provision for holding it open manually. Those planning

The barrel is belled at the muzzle to help locate it in the slide. There is no barrel bushing as found in the M1911. There are also no sights; rather a groove.



to shoot the Back Up on a range should equip themselves with a wood block or other expedient device for holding the slide open during cease-fires.

Disassembly is a lot easier than it is for the .380 Back Up. Remove the magazine, ensure the chamber is empty and retract the slide to line up the disassembly pin with its notch in the left side of the slide. Using a brass punch or other non-marring tool, press it out right to left.

Allow the slide/barrel assembly to move forward and off the frame. Then pull the recoil spring and guide out of engagement with the barrel and off. The barrel then can be removed from the slide. Avoid removing the right grip panel, since it retains the trigger bar and its spring.

Reassembly is in reverse order. Start the pin into the frame with the slide forward to align the barrel and spring guide. Then retract the slide to align the pin and notch and press the pin home.

Following the policy we applied to the .380 Back Up, we dispensed with our usual 25-yd. testing in favor of the sort of close-range shooting for which the Back Up is designed. We just stepped off 10 yds. and fired on the B-27 police silhouette target.



Functioning was generally good, even with 185-gr. wadcutter ammunition. We found that the long, heavy trigger pull often did tend to pull groups away from the center.

Given the Back Up's 25-oz. weight (compared to 39 ozs. for the M1911), we expected thumping recoil, but we found it wasn't bad. You wouldn't care to shoot a

National Match Course with it, but it certainly is no worse than many other compact defensive pistols and revolvers.

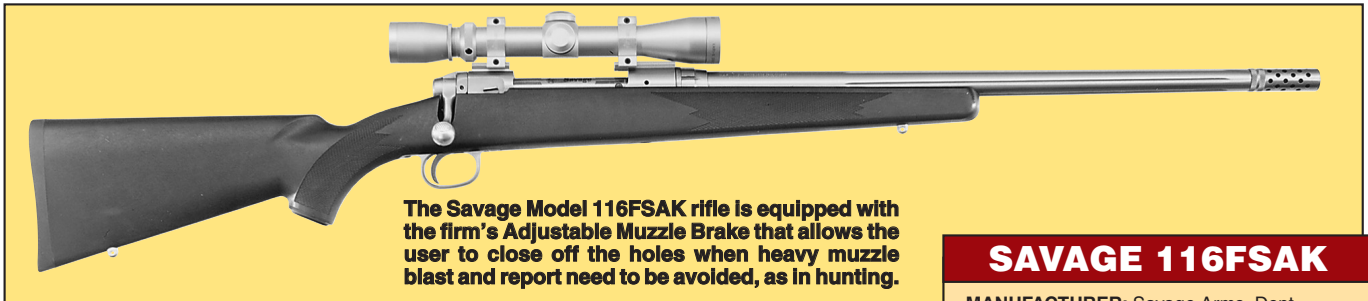
The trigger pull was another thing entirely. Its weight helped pull groups 4-6" right of center when we fired right-handed. When firing left-handed, they went to the opposite side a similar distance. Shots impacted a bit low with 185-gr. ammunition; elevation was about right with 230-gr. loads.

Functioning was generally good, even, to our surprise, with 185-gr. wadcutter target ammunition. There were a couple of failures to eject caused by the extractor slipping off the cartridge rim and a few instances where the slide failed to close on the top round of a magazine. These were easily corrected by pressing on the slide rear.

The sighting groove was effective in deliberate firing, but it would be tough to find when drawing the pistol from concealment, or in semi-darkness. Firing in those situations will have to be by instinct.

The horrendous trigger pull means the Back Up is hardly fun to shoot for deliberate aiming at paper targets, but it is well suited for the face-to-face confrontations its name implies. NRD

SAVAGE MODEL 116FSAK RIFLE



The Savage Model 116FSAK rifle is equipped with the firm's Adjustable Muzzle Brake that allows the user to close off the holes when heavy muzzle blast and report need to be avoided, as in hunting.

MUZZLE brakes have become a popular accessory for high power rifles, especially the magnums. Their drawback, of course, is increased muzzle blast that can, in the case of big boomers like the .416s, be quite painful, both to the shooter and to bystanders.

Many prefer to hunt without hearing protection, the better to hear moving game, and for them the shattering report of a compensated magnum rifle is clearly a danger. Weatherby, for one, has addressed this concern by supplying its brakes with a tool for removal and a knurled ring for protecting the muzzle threads.

Savage now has taken that idea a step further with its Adjustable Muzzle Brake for

the 110-series bolt-action rifles. Despite the name, the AMB is an on-off proposition; the shooter cannot regulate the amount of gas released from the brake.

Inner and outer sleeves each are pierced by 33 holes; when the outer sleeve is aligned with the inner, gas can escape. When turned by hand a fraction of a revolution against a detent, the holes are out of alignment, blocking gas exit.

The unit, except for a knurled surface at the base, is the same diameter as the barrel, so makes no unsightly Cutts Compensator-like bulge. The instructions address no provision for removal, and suggest only periodic cleaning with bore cleaner.

The Model 116 FSAK's other claim to


SAVAGE 116FSAK

MANUFACTURER: Savage Arms, Dept. AR, Springdale Rd., Westfield, MA 01085
MECHANISM TYPE: bolt-action rifle
CALIBER: 7 mm Rem. Mag. (tested), .270 Win., .30-'06, .300 Win. Mag., .338 Win. Mag.
OVERALL LENGTH: 42 $\frac{3}{4}$ "
BARREL LENGTH: 22"
WEIGHT: 7 lbs., 7 ozs.
MAGAZINE CAPACITY: 4 (3 magnum calibers)
RIFLING: six-groove, 1:9 $\frac{1}{2}$ " RH twist
TRIGGER: single-stage, 4 $\frac{1}{2}$ lbs. pull
STOCK: injection-molded plastic: length of pull, 13 $\frac{3}{4}$ "; drop at heel, 1 $\frac{1}{2}$ "; drop at comb, 1 $\frac{1}{2}$ "
ACCESSORIES: trigger lock, scope mounts and rings
PRICE: \$581

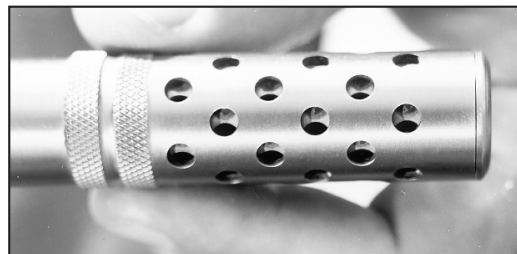
fame is its fluted barrel. These were popular in the late 1950s, and seem to be making a small comeback. Fluting offers two advantages—the stiffness of a heavy barrel, but with lighter weight, and a greater surface area for more rapid cooling between shots.

The Model 116FSAK's barrel has flutes that extend from about 5 $\frac{1}{8}$ " in front of the receiver ring to about 1/2" behind the muzzle brake, and are considerably shallower than those on the Remington Model 700 VS SF or most custom-fluted barrels.

It is based on the current iteration of the Model 110 action that has been occasional-



The Savage Model 110 action is the basis for almost all of the Massachusetts company's current product line, which includes everything from very economical hunting guns to some expensive target and express-style rifles.



Rotating the outer sleeve of the brake closes off its 33 holes. In firing (r.), the brake proved to be very effective in limiting the felt recoil.

ly modified since its introduction in 1958 (October 1991, p. 58). The Savage numbering system has become more complex, and can be summarized as follows: Model 110—economy rifles with hardwood or synthetic stocks and blued steel, without sights; Model 111—blued steel with walnut or synthetic stocks, with or without sights; Model 112—varmint and target rifles with blued actions and blued or stainless barrels, laminated or synthetic stocks; Model 114CU—a high-grade model with blued metal and select walnut stock; Model 116—stainless barrels and actions, with synthetic stocks, except for the express-style Model 116SE.

A profusion of suffixes indicates blind or detachable magazine, stock material, sights, fluting, brake, etc. The Model 116FSAK, then, has a fluted stainless barrel, adjustable brake, stainless action, blind magazine and no sights.

Checking is injection-molded on the grip and fore-end along with the stock at 16 lines per inch in a borderless point pattern. While injection-molding sounds cheap, it is rapidly becoming the

process of choice for factory synthetic stocks because it provides a smooth surface, makes no peculiar sounds if struck by branches in the woods and is colored all the way




through the material, preventing unsightly chips and finish flaking.

The Model 116FSAK was fired for accuracy, with results shown in the accompanying table, and function-fired with Hornady, PMC and Remington ammunition. There were no failures of any kind.

ACCURACY RESULTS				
7 mm Rem. Mag. Cartridge	Vel. @15'	Smallest (f.p.s.)	Largest (ins.)	Average (ins.)
Hornady No. 8063 162-gr. BTSP	2372 Avg. 29 Sd	1.03	2.16	1.70
PMC No. 7C 175-gr. PSP	2515 Avg. 28 Sd	1.07	2.59	2.04
Rem. No. R7MM4 140-gr. PSP	2712 Avg. 15 Sd	1.29	3.04	2.12
Average Extreme Spread				1.96
Five consecutive 5-shot groups at 100 yds. fired from sandbags. Abbreviations: Sd (standard deviation), BTSP (boattail spire point), PSP (pointed soft-point), Rem. (Remington)				

The on/off muzzle brake is clearly the leading feature of the Model 116FSAK, and it worked exactly as advertised. When it was turned to close the brake's ports, the 7 mm Rem. Mag. rifle being tested worked just as a conventional one would; neither shooter nor observers could detect any leakage from the brake.

With the ports exposed, the brake worked quite effectively, unmistakably reducing recoil to a very manageable level. With this, of course, came a very heavy muzzle blast that was detectable mainly as a breeze to the shooter but was quite unpleasant to observers on either side of the rifle.

Our initial reaction to Savage's new Adjustable Muzzle Brake was that it was strictly a marketing gimmick, but we came to think it has some useful points, especially since it seemed to us quite as effective as other units we've tried here. 



The Model 116FSAK offers an economical combination of stainless steel action and barrel and an injection-molded plastic stock.

CIENER M1911 CONVERSION KIT

CONVERSION kits that allow .22 Long Rifle ammunition to be fired in M1911 pistols have a long history. But most units have been hard to get, unreliable or both.

Now Jonathan Arthur Ciener, Inc., has come to the rescue with a .22 conversion whose availability has been limited only by heavy demand, and which operates very reliably, indeed. The Ciener operation has been famous to date for suppressed firearms, belt-fed AR-15s and other exotica, along with .22 conversions for the AR-15 and Ruger Mini-14.

The unit is quite simple, consisting of a 6½-oz. aluminum slide, a .22 barrel and a recoil spring and guide. Installation, especially if a recoil guide rod system is installed, is as simple as removing the .45 slide/barrel assembly and replacing it with the Ciener unit. The substantial lug on the barrel bottom is retained by the slide stop.

CIENER CONVERSION

MANUFACTURER: Jonathan Arthur Ciener, Inc., Dept. AR, 8700 Commerce St., Cape Canaveral, FL 32920

MECHANISM TYPE: recoil-operated pistol conversion

CALIBER: .22 Long Rifle

BARREL LENGTH: 5"

WEIGHT: 15 ozs.

MAGAZINE CAPACITY: 10

ACCESSORIES: plastic carrying case

PRICE: \$179

Besides the Ciener trademark, the only external clues to the unit's purpose are the thick slide edges around the ejection port, the slot for the pivoting extractor and the muzzle aspect free of a barrel bushing.

Disconnecter and safety functions are exactly the same as they are in the M1911. Ejection is by a hook staked into the barrel that protrudes rearward from the left side of the breech.

A special aluminum 15-round magazine was supplied with our sample, which antedated the Violent Crime Control and Law Enforcement Act. Future kits will be provided with government-approved 10-round magazines.

The unit can be had in three Teflon-anodized finishes: blued, matte or silver to match stainless frames.

Disassembly is easy. After ensuring that chamber and magazine are empty, remove the unit from the frame. Press for-



The Ciener .22 conversion for the M1911 is one of the most reliable, accurate and economical such devices we've tried.

ward on the barrel to compress the recoil spring and then grasp the spring guide rod. Hold the rod forward, remove its rubber buffer and slip the barrel rearward and out of the slide. Then allow the guide rod to move rearward under control. Don't simply release it, as it will fly forcibly out of the slide. Reassembly is in reverse order.

We fitted the unit to a variety of frames, including Colt Government Model

and Commander and several wartime frames, and it worked on all of them.

The Ciener conversion was fired for accuracy, with results shown in the accompanying table, and function-fired with a variety of .22 ammunition types. The only failures we experienced were of the slide to move forward on the top round of a full magazine when the slide stop was depressed. This could be corrected by releasing the magazine and lowering it slightly, and was not a problem if the magazine was filled with less than 15 rounds. The manufacturer stated the problem has been corrected in the



Disassembly is easy with the slide removed from the frame. Retract the recoil spring and its guide rod (top). While holding the unit tightly, lift the barrel up and out of the slide.



new production 10-round magazines.

Otherwise, functioning was excellent and accuracy was even better than we expected. We anticipated that the Ciener unit would be acceptable for plinking and casual target shooting, but we suspect it might even work for competitive use with careful ammunition selection.

This would be a boon to conventional pistol shooters, who could use a single frame to shoot all three stages of a 2700 match. The Ciener unit's rear sight is adjustable only for windage, but the dominance of dot sights in conventional competition makes that a moot point. Ciener also has announced a target version with adjustable sights that soon is to be available.

The manufacturer also has shown



Commander and Beretta 92F versions, and plans to offer one for the Glock pistols.

The Ciener .22 conversion, then, is an accessory that any M1911 owner will want to examine closely—if he can find one, that is.

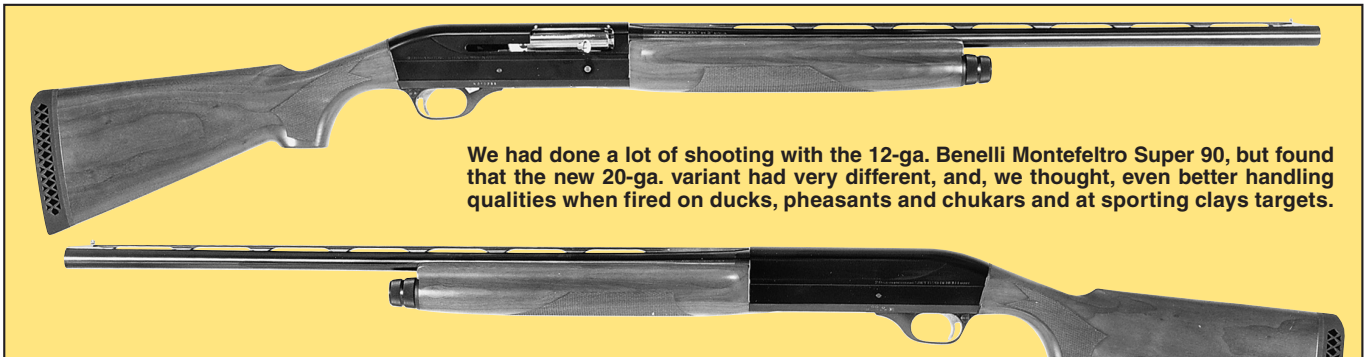


The Ciener conversion proved reliable with a wide variety of .22 ammunition, and accuracy was better than we expected, suggesting it might even have applications in competition pistol shooting with proper ammo.

ACCURACY RESULTS

.22 Long Rifle Cartridge	Vel. @15' (f.p.s.)	Smallest (ins.)	Largest (ins.)	Average (ins.)
CCI Pistol Match	895 Avg. 15 Sd	0.58	2.05	1.26
Federal Champion	927 Avg. 29 Sd	1.09	2.60	1.69
Winchester T22	961 Avg. 14 Sd	1.36	2.51	2.00
Average Extreme Spread				1.65
Five consecutive 5-shot groups at 25 yds. fired from a Ransom Rest. Abbreviation: Sd (standard deviation)				

BENELLI MP 95E PISTOL



We had done a lot of shooting with the 12-ga. Benelli Montefeltro Super 90, but found that the new 20-ga. variant had very different, and, we thought, even better handling qualities when fired on ducks, pheasants and chukars and at sporting clays targets.

WE tested the Benelli Montefeltro Super 90 12-ga. shotgun (December 1988, p. 52), and have had occasion to shoot examples several times since. We've always liked it well enough, especially the 24"-barrel version, but found it, along with other European autoloaders like the Browning A-500, somehow oddly proportioned.

So we weren't expecting much different when we took up the relatively new 20-ga. Montefeltro. We were correct in thinking it a scaled-down version of the 12-ga., but its handling qualities seemed to us different and, quite frankly, better.

Like its bigger sibling, the 20-ga. Montefeltro is a recoil-operated semi-auto with a rotary locking system that can fire 3" Mag. and shorter shells interchangeably.

The Benelli operating system is simple and, in our experience, at least, foolproof. The two-lugged bolt head locks into a steel barrel extension. This allows the receiver to be made of lightweight aluminum. The bolt

head rests on a very heavy coil spring inside the bolt body.

On firing, the last-named part's inertia resists the rearward movement of the gun,

compressing the recoil spring by about .16". The compressed recoil spring then propels the bolt body rearward. As that part moves, a track inside it bears on the bolt head locking pin, rotating the bolt out of engagement with the locking recesses, allowing the assembly to recoil fully rearward, ejecting the spent shell.

This system has proven very reliable and allows a trim and compact fore-end, since there are no gas system parts around the magazine tube. The lack of reciprocating gas system parts also means less chance of jams caused by powder fouling and keeps weight down.

There has to be a price for this, of course, and it is that Benellis have a somewhat sharper, snappier recoil than gas-operated guns like the Remington 11-87 or Browning Gold Hunter. We have found this is only very painfully noticeable when firing steel

BENELLI SUPER 90

MANUFACTURER: Benelli Armi S.p.A., Via della Stazione 50, 61029 Urbino, Italy

IMPORTER: Heckler & Koch, Inc., Dept. AR, 21480 Pacific Blvd., Sterling, VA 20166

MECHANISM TYPE: recoil-operated semi-automatic shotgun

GAUGE: 20, 3"

OVERALL LENGTH: 47¼"

BARREL LENGTH: 25¾"

WEIGHT: 6 lbs., 3 ozs.

MAGAZINE CAPACITY: four 2¾" or three 3"

TRIGGER: single-stage, 4½ lbs. pull


STOCK: European walnut: length of pull, 14¼"; drop at heel, 2½"; drop at comb, 1½"

ACCESSORIES: choke tubes, spanner, stock adjusting wedges

PRICE: \$840



The Super 90 has an aluminum receiver with a chrome-lined barrel (top). The rotating bolt (r.) locks into the barrel extension and is unlocked by the carrier movement.



shot or slug shotshells, however.

The magazine cutoff system we first encountered in the M1 Super 90 has been retained (for a full explanation, see August 1987, p. 52). To be brief, it allows easy unloading of a chambered round for switching among loads or to allow safe carrying with the magazine, but not the chamber, loaded. Pressing up on the cutoff, located at the right front of the trigger guard, allows a shell to slide back from the magazine onto the carrier. It also allows the bolt to be latched back on an empty chamber.

The trigger assembly is retained in the receiver by a single pin at its front, and incorporates a trigger-blocking safety at the rear of the trigger guard.

The barrel is chrome-lined and is fitted for the Benelli choke-tube system in which the threaded part is at the top. A straight-sided .275" ventilated rib is fitted with fluorescent front and metal middle beads.

The Montefeltro series of shotguns includes a wedge system that allows easy adjustment of buttstock drop within a range of about 1/2". The wedges are trapped on the recoil spring tube between the buttstock and receiver rear. They are readily exchanged by removing and

replacing the buttstock with a 13 mm socket wrench.

The sample gun was stocked in a plain-grained but attractively colored European walnut checkered in a point pattern at 18 lines per inch. The butt was capped by a black rubber ventilated recoil pad.


We patterned the 20-ga. Montefeltro, with results shown in the accompanying table, and were able to give it an unusually thorough workout during a two-day stretch that included shooting at ducks, sporting clays targets, pheasants and chukars.

Normally, one would select a 6¼-lb. 20-ga. only for the last two types of shooting, but we found that the Montefeltro acquitted itself very well at everything we tried.

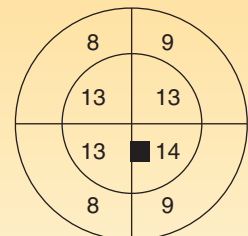
Ducks were dropped reliably with Winchester steel No. 3s fired through a modified choke at ranges up to 40 yds.

Despite its feathery heft, the gun never felt whippy, and was easy to keep moving even on long crossing shots. Recoil, even with 3" steel shot loads, was unworthy of mention, and the cyclic rate was just as fast as we remembered it.

The fore-end is very trim, with a deep finger groove that gave the gun the feel of a well-designed over-under. Like its bigger brother, the 20-ga. has a long receiver, but the effect is mitigated by a barrel a bit less than 26" long.

In short, the Montefeltro 20-ga. rates a look not just as a lightweight upland gun, but as an all-around shotgun for a variety of hunting and shooting purposes. 

BENELLI SUPER 90



IC Tube

Average of 10 Patterns at 40 yds.

■=Point of Hold

Remington Shur-Shot 2½-1-6

Pellet count—218


Total Hits	87 (40%)
21.2" Inner Circle	53 (24%)
30" Outer Ring	34 (16%)

MARCLYN HANDGUN REST

FOR years, handgun shooters have been using various types of makeshift rests at the shooting bench, usually wooden blocks and sandbags. While these rests may be satisfactory on the range, they are cumbersome to carry in the field.

Marclyn Co. has come out with a handy portable rest that not only serves for zeroing at the bench, but is also easily carried in a daypack or in a coat pocket for use while hunting.

About the size of a baseball, the Marclyn rest consists of three pieces molded of dense polymer and connected by a section of latex rubber. The base section is hemispherical and supports the cylin-




The Marclyn Handgun Rest is a handy portable device that allows easy zeroing, whether at the range or in hunting camp.

der-shaped body that is capable of pivoting and turning, allowing the shooter to easily adjust the position and angle of his gun.

A small nylon sandbag is fixed in the top of the cylinder on which the butt of the handgun is rested.

The rest can be used as is, or if a higher position is needed, can be placed on top of a beverage can. In the field, the rest lends itself well to fence posts or tree stumps.

Available from Marclyn Co., Dept. AR, 9675 Mapleton St. SE., East Canton, OH 44730. Telephone: (216)


488-6219 Price: \$34.95 + \$3 shipping and handling. 

BURRIS POSI-LOCK SCOPES

SEVERE recoil, hard knocks and vibration are traditional culprits in causing scoped rifles to wander from zero. Loss of zero often occurs because the scope reticle assembly bounces out of position and the small spring responsible for holding the reticle cell against the elevation and windage adjustment spindles fails to return it with 100% accuracy.

Designers at the Burris Company reasoned that if the reticle assembly were held firmly against the spindles by an unyielding support instead of the customary spring, the reticle could not be bounced out of position and loss of zero from a shifting reticle would be eliminated.

The Burris solution is the Posi-Lock mechanism, offered as an extra-cost option on an increasing number of the company's scopes. The Posi-Lock system replaces the reticle-positioning spring with a threaded steel post, the inner tip of which bears against the reticle housing when the post is turned in to make firm contact. To make a desired zero adjustment, the shooter loosens the Posi-Lock screw with a supplied mini-




The Posi-Lock system replaces the positioning spring with a threaded steel post, the tip of which bears against the reticle housing to pin it immovably into position.

screwdriver, alters the elevation and/or windage settings and retightens the Posi-Lock screw to secure the mechanism. The screw is at about 8 o'clock on the scope's adjustment saddle as viewed from shooting position, and is normally covered by a small screw-on cap that seats against a gasket.

Instructions accompanying the scope caution against excessive tightening of the Posi-Lock screw, which could damage the scope and would not be covered under the Burris warranty.

Our field-test scope, a Burris 2.5-10X



The Burris Posi-Lock system is available on many of the firm's scopes. It serves to clamp the reticle assembly rigidly against the adjustment spindles to protect against jarring if the scope is dropped.

Signature Series model with Posi-Lock, performed superbly in all respects. Actual magnification ranges from 2.7X to 9.5X, with corresponding 100-yd. fields of view from 35 ft. to 10 ft.

Adjustments are clicked positively at 1/4-minute intervals. There is no provision for zeroing the coin-slotted calibrated dials. Power-setting and focusing rings have non-slip knurled bands.

Our scope had a plex-style reticle, with typically bold outer segments leading to a finer central crosswire. The reticle was cleanly defined and boldly black. Our scope's outer finish was a deep, glossy black. Matte black and silver finishes are also available.

At the range, mounted on a Remington Model 700 Varmint Special chambered for the .223 Rem. cartridge, the Burris 2.5-10X Posi-Lock scope performed brilliantly. After sighting in at 100 yds. from a sandbag rest, we fired a five-shot group to mark dead center, loosened the Posi-Lock and shifted 10 clicks up and 10 clicks left. retightened the Posi-Lock and fired the first five-shot group of a four-group box pattern. All groups formed where predicted with almost perfect 5" separation.

After firing the last corner group at the top right of the square, we moved 10 clicks down and 10 left to reset the original zero and fired another group. It superimposed exactly over the original group. All firing so far was at 10X. We then fired two more groups at a fresh target, one at 10X and the other at 2.5X. They superimposed precisely, indicating no detectable zero shift with changes in magnification.

We were curious to see what might hap-

pen if a shooter forgot to tighten the Posi-Lock screw after sighting in, so we repeated the box pattern with the screw backed out, adjusting the scope as though it were a conventional model. The groups were spaced properly, but average group size increased about 1/4".

Optically, the scope was impressive. Under a wide variety of outdoor lighting conditions it was bright, extremely sharp and very contrasty. Sharpness held up well to the extreme edge of the viewing field at all settings. Even when aiming against the light or at highly reflective targets, the scope image remained clean and free of flare and internal reflections. There was almost no detectable distortion; only the barest trace of barrel distortion could be spotted by a hypercritical eye (barrel distortion makes straight lines appear to bow outward). It was too slight to notice in normal use. The scope's optics were crystal clear, introducing no off-color cast. Our sample was perfectly sealed. Submersion in a tube of 110° F water for 10 minutes elicited no telltale nitrogen bubbles. The sum of our experience with the Burris 2.5-10X Signature Series Posi-Lock scope yields two bottom lines. First, the scope itself is a first-class instrument worthy of consideration in either standard or Posi-Lock configuration (the standard version is list priced \$72 less than the Posi-Lock model). And second, the Posi-Lock feature seems to work as intended and may be a useful option for shooters whose equipment is subject to harsh conditions. Available from: Burris Co., Inc., Dept. AR, 331 East 8th St., Greeley, CO 80632. Price: Burris 2.5-10X Signature Series Posi-Lock, \$624.

