

Taurus 970 Tracker Rimfire Revolver

Despite the Model 970's diminutive .22 LR chambering, it retains the same thick barrel diameter and full-length ejector shroud of its magnum center-fire counterparts.



As its name implies, Taurus' Tracker is meant to be a pack gun for woodsmen and hunters. Although the magnum chamberings meant for repelling predators or delivering a *coup de grâce* to large game have been available for some time now, Taurus has expanded this popular line of double-action revolvers by adding a number of rimfire models for small game hunting, short-range varminting or informal target shooting.

Taurus currently offers three rimfire caliber models including the 970 in .22 Long Rifle, the 971 in .22 WMR and the 17 in

.17 HMR. Taurus sent us a 970 in .22 LR for test and evaluation.

The rimfire Trackers share the same frame and double-action trigger system as their center-fire counterparts. Although some of the center-fire Tracker models feature titanium frames and cylinders, all of the frames for the rimfire Trackers are matte-finished stainless steel. The fluted cylinders of the rimfire Trackers all have a seven-shot capacity and, like the frames, are forged from stainless steel.

On the left-hand side of the frame is a cylinder latch that is dished and knurled for better purchase by the

firer's thumb. Pushing forward on the latch will allow the cylinder to swing out to the left into the firer's weak hand for reloading. Although the ejector extends only a little more than an inch past the crane, the shroud for the ejector rod runs the full length of the 6½" vent-rib barrel, resulting in the same thick profile as the center-fire models. However, considering the recoil of most rimfire chamberings, Taurus has sensibly dispensed with the ports present on its center-fire magnum Trackers. The weight of the Tracker's thick barrel is more than enough to mitigate muzzle flip of .22 LR

970 TRACKER

MANUFACTURER: Forjás Taurus S.A., Av. do Forte 511, Porto Alegre, Brazil BR-91360

IMPORTER: Taurus Int'l (Dept AR), 16175 N.W. 49th Ave., Miami, FL 33014; (305) 624-1115;

www.taurususa.com

CALIBER: .17 HMR, .22 WMR, .22 LR (tested)

ACTION TYPE: double-action, rimfire revolver

FRAME: forged stainless steel

BARREL: 6½" stainless steel

RIFLING: six-groove, 1:16" RH twist

CYLINDER CAPACITY: seven

SIGHTS: white outline rear U-notch screw adjustable for windage and elevation; fixed front post with orange insert

TRIGGER: double-action pull, 12 lbs., 4 ozs.; single-action pull, 5 lbs., 3 ozs.

OVERALL LENGTH: 11½"

WIDTH: 1½"

HEIGHT: 5⅝"

WEIGHT: 47 ozs.

ACCESSORIES: two keys for action lock; optional scope mount, \$44

SUGGESTED RETAIL PRICE: \$391


The *American Rifleman* has used the phrase "Dope Bag" at least since 1921, when Col. Townsend Whelen first titled his column with it. Even then, it had been in use for years, referring to a sack used by target shooters to hold ammunition and accessories on the firing line. "Sight dope" also was a traditional marksman's term for sight adjustment information, while judging wind speed and direction was called "doping the wind."

WARNING: Technical data and information contained herein are intended to provide information based on the limited experience of individuals under specific conditions and circumstances. They do not detail the comprehensive training procedures, techniques and safety precautions absolutely necessary to properly carry on similar activity. Read the notice and disclaimer on the contents page. Always consult comprehensive reference manuals and bulletins for details of proper training requirements, procedures, techniques and safety precautions before attempting any similar activity.

SHOOTING RESULTS

.22 LR Cartridge	Vel. @ 15' (f.p.s.)	Energy (ft.-lbs.)	Group Size In Inches		
			Smallest	Largest	Average
Federal Classic No. 712 38-gr. plated HP	1112 Avg. 17 Sd	105	2.56	3.89	3.02
Win. Super X No. X22LR 40-gr. plated RN	1006 Avg. 40 Sd	91	2.78	3.82	3.15
Remington No. 1600 40-gr plated RN	938 Avg. 37 Sd	79	2.93	4.08	3.54
Average Extreme Spread:					3.23

Measured average velocity for 10 rounds from a 6½" barrel. Range temperature: 82° F. Humidity: 8%. Accuracy for five consecutive, 10-shot groups at 25 yds. from a Ransom Rest. Abbreviations: RN (round nose) HP (hollow point) Sd (standard deviation).




The 970 Tracker in .22 LR shares the same frame and double-action trigger system as its center-fire counterparts. The seven-shot cylinder is stainless steel.

and keep the gun on target.

Sights include a broad rear blade with a fixed front post. The rear sight is screw-adjustable for windage and elevation. The front and rear sights are finished in black to minimize glare. Additionally, the deep U-notch of the rear blade is outlined in white and the stepped front blade has an orange insert for rapid sight alignment. To reduce its height and bulk, the

rear sight assembly is pinned to a recess in the top strap. In addition to the supplied metallic sights, Taurus offers a base for optics as a separate accessory. The unit clamps to the vent rib of the Tracker's barrel and accepts most Weaver-style bases and rings.

The black rubber grip is a one-piece unit that completely surrounds the



frontstrap and backstrap. Narrowly spaced soft horizontal ribs on the grip's exterior yield to the pressure of the firer's grip and thus conform to the contour of the firer's hand.

The 970's double-action trigger has a curved blade with a broad, smooth face. In keeping with its intended outdoor use, there is enough room between the blade and the trigger guard for shooting with a gloved finger. Additionally, the wide paddle of the hammer is knurled for better purchase by the firer's thumb for those who choose to shoot the revolver in the single-action mode.

Given the Tracker's double-action system of operation and the transfer bar safety mechanism under the hammer, it is safe to carry the gun afield fully loaded to the cylinder's seven-shot capacity.

Additional safety features include the Taurus Security System that allows the user to block the movement of the ham-

mer, trigger and cylinder with a hex key supplied with the gun.

We tested the Tracker for accuracy and functioning with a variety of high-velocity field loads from Federal, Winchester and Remington appropriate for hunting

and plinking. Results shown in the accompanying table compare well with other double-action rimfire revolvers we have tested. The sights of our test gun were well-regulated. At 25 yds., our test groups were only about 2" high—well within the sights' range of adjustment. There were no failures to fire when using the trigger in either the double- or single-action mode. The cylinder turned smoothly and indexed positively without binding or overtavel.

The Taurus 970 Tracker .22 LR tips the scales at just over 47 ozs., which is a little heavy for a back-up gun. One would definitely feel the weight on one's hip or in the backpack. However, the weight and bulk would not be a hindrance if the Tracker was used in the role of a primary gun for small game hunting, varminting or target shooting. For hunters and shooters looking for a double-action revolver to fill those roles, the 970 Tracker would certainly be worth consideration.



Sights for the 970 Tracker include a stepped front post with an orange insert (r.) and a white outline rear U-notch screw-adjustable for windage and elevation (above).




Thompson/Center Omega Rifle



Thompson/Center Arms (T/C) combined decades of firearm manufacturing expertise with a clean sheet of paper to create a completely new in-line muzzleloading rifle for the modern blackpowder shooter seeking performance instead of tradition. Called the Omega, this .50-cal. muzzleloader is designed with all the latest modern features, such as 209 shotshell primer ignition, sabot bullets and up to 150-gr. powder charges or three 50-gr.-equivalent Pyrodex Pellets. Both stainless steel and blued steel models are offered with laminated wood or black synthetic stocks. A

Realtree Hardwoods camouflage stock is another option. We received a blued model with black synthetic stock for test and evaluation.

The Omega has a unique, patented "lever" action with four moving parts operated by pulling a small knob on the trigger guard downward. That motion causes the swinging breech to pivot downward, exposing



The breech plug is removed easily for cleaning using the supplied wrench without disassembling the rifle.

the rear of the barrel and the stainless steel breech plug, which has a recess for a 209-size shotshell primer. After a propellant powder charge and bullet are seated in the barrel, a primer is placed in the recess on the breech plug and the breech pivoted into the locked position by pushing the trigger guard upward. That holds the primer securely in place and aligns it with the firing pin. For safety, the hammer then remains in the "at rest" position out of contact with the firing pin and held firmly in place by an automatic hammer block in the fire control mechanism.

To fire the rifle, the hammer is pulled rearward to the fully cocked position. That causes the hammer block to disen-

T/C OMEGA

MANUFACTURER:

Thompson/Center Arms Co., Inc. (Dept. AR), P.O. Box 5002, Rochester, NH 03866; (603) 332-2394; www.tcarms.com

CALIBER:

.50

ACTION TYPE:

closed, swinging breech, in-line muzzle-loading rifle

RECEIVER:

blued carbon steel or satin stainless

BARREL:

28"

RIFLING:

eight grooves, 1:28"

RH twist

SIGHTS:

click-adjustable fiber-optic rear, steel ramp front with Tru-Glo fiber-optic insert; receiver drilled and tapped for scope mounts

TRIGGER:

single-stage; pull, 4 lbs.

STOCK:

black synthetic, synthetic Realtree Hardwoods or gray laminated wood; length of pull, 14 $\frac{1}{2}$ "; drop at heel, 1 $\frac{1}{4}$ "; drop at comb, 1 $\frac{1}{8}$ "

OVERALL LENGTH:

42"

WEIGHT:

7 lbs., 10 ozs.

ACCESSORIES:

cleaning jag tip, breech plug wrench, priming/depriming tool

SUGGESTED RETAIL PRICE:

\$406 to \$517 (depending on finish and stock)



Factory sights on the T/C Omega consist of high-visibility front and rear fiber-optic units, with the latter adjustable for windage and elevation (l.). With the stainless steel breech plug removed, cleaning or clearing the Omega rifle is a snap (below, l.).



gage and the trigger to pivot rearward inside the guard. The breechblock cannot be lowered when the hammer is fully cocked, and the hammer cannot be fully cocked when the breech is in the fully lowered position.

The breech plug is threaded into the rear end of the barrel. It is easily removed using the provided breech plug wrench or a 7/16" socket wrench. Once removed, unobstructed access to the Omega's barrel makes cleaning an easy chore. Alternately, it makes removing misfired propellant and/or bullets both

simple and safe.

Although the Omega rifle comes equipped with high-visibility, fiber-optic front and rear sights, the latter adjustable for windage and elevation, the receiver is drilled and tapped for scope mount bases. We chose to mount a T/C 3-9X scope on our test example as the Omega rifle is a modern design that appeals to non-traditional shooters.

Loading the Omega rifle incorporates all the modern conveniences if you choose to use them. For example, the 209 primers are easy to insert or remove with your fingers alone. T/C does provide a primer insertion/removal tool, but we found it completely unnecessary.

The Omega is rated for three 50-gr.-equivalent Pyrodex Pellets, however, it can also be loaded with

SHOOTING RESULTS					
Load (.50 Cal.)	Vel. @ 15' (f.p.s.)	Energy (ft.-lbs.)	Group Size In Inches		
			Smallest	Largest	Average
T/C Mag Express Sabots 240 gr. XTP Three 50-gr. Pyrodex Pellets	2050 Avg. 100 Sd	1,885	2.65	4.22	3.50
T/C Mag Express Sabots 240 gr. XTP Two 50-gr. Pyrodex pellets	1370 Avg. 36 Sd	1,000	3.21	5.61	4.66
T/C Break-O-Way Sabots 240 gr. HP 90-grs. Wano FFg blackpowder	1364 Avg. 18 Sd	992	4.50	9.00	6.04
Average Extreme Spread:					4.73
Measured average velocity for 10 rounds from a 28" barrel. Range temperature: 73° F. Humidity: 31%. Accuracy for five consecutive, five-shot groups at 100 yds. from a sandbag. Abbreviations: Sd (standard deviation), XTP (Extreme Terminal Performance), HP (hollow-point).					

loose powder if so desired. The barrel has the T/C Quick Load Accurizor (QLA) system that over-bores the bore for approximately 3" inside the muzzle allowing easy starting with virtually all types of bullets. With a twist rate of 1:28", the Omega is optimized for use with lighter weight bullets from 180 to 250 grs. Nonetheless, full bore diameter bullets such as the T/C Maxi-Ball can also be used. In the spirit of modernity, we limited our testing to sabot bullets. Pyrodex Pellets were used for the T/C Mag Express sabots and Wano FFg blackpowder for the T/C Break-O-Way sabots. All loads were ignited using Winchester 209 shotshell primers. In our test firing, it became obvious this rifle provided best accuracy with heavy loads and lightweight bullets.

Handling and balance are very good, and we found the perceived recoil moderate with all loads of 100 grs. or less of propellant. Perceived recoil with 150-grs. of propellant was heavy, but not severe.

The only difficulty we experienced in testing this rifle was that, occasionally, a

spent primer cap would drop down inside the action when it was opened. To clear the cap then required the unloaded rifle to be held upside down and shaken. After firing each shot, we ran a patch moistened with Simple Green down the bore to remove accumulated fouling then reloaded. In this manner we were able to fire 25 rounds before the rifle needed a more thorough cleaning. We found it a good idea to wipe out the primer pocket with a soft cloth after about 15 rounds to remove soot and unburnt powder.

We particularly liked the smooth, intuitive action of the breech system and in-line breech plug design for rapid, simple cleaning and the QLA muzzle system that made bullet starting easy. The capping system also garnered praise. The only adverse comments were related to the shape of the trigger bow that felt unnaturally angular when the hammer was at full cock.

The Omega rifle's modern styling and operation will appeal to the non-traditional blackpowder hunter seeking ballistic performance using sabot bullets, pelletized Pyrodex powder charges, reliable ignition and fast, easy cleanup.



To open the breech of the Omega muzzleloading rifle, pull the knob on the trigger guard downward. That exposes the rear of the barrel and the primer recess in the breech plug for priming.



Sauer 202 Rifle



Sauer's 202 switch-barrel rifle allows owners to quickly and easily change barrels and/or calibers. Switch-barrels are popular among shooters who own only one rifle, but need more than one caliber.

Switch-barrel hunting rifles allow owners to quickly change barrels and/or calibers as needed. A popular rifle of this type is the Sauer 202. We recently received a

Model 202 rifle for test and evaluation with three barrels, one in .22-250 Rem., one in .300 Win. Mag. and one in .375 H&H Mag.


Sauer offers the 202 in 11 calibers from .22-250 Rem.

to .375 H&H Mag. Extra barrels require no fitting, but must conform with the rifle's bolt face. Sauer offers extra barrels in two caliber groups—standard rimless cases and belted magnum cases. Within those caliber groups, barrels are interchangeable.

The Sauer 202 receiver is not stressed as the bolt locks directly to the barrel. The inside front receiver ring is smooth and split on the bottom. Barrels are held in place by the clamping action of three screws and an index tab on the front stock bolt that keys into a cut in the barrel to prevent rotation. Six lugs on the bolt head in three rows of two lock into corresponding recesses in the barrel. As



The three-lug bolt (above, r.) locks directly into the barrel extension. The magazine is removed after depressing its release (r., arrow).



SAUER 202

MANUFACTURER: J.P. Sauer & Sohn, Sauerstrasse 2-6, D-24340, Eckernförde, Germany

IMPORTER: SIGARMS, Inc. (Dept. AR), 18 Industrial Drive, Exeter, NH 03833; (603) 772-2302; www.sigarms.com

CALIBERS: 22-250 Rem., .243 Win., .25-.06 Rem., .270 Win., .308 Win., .30-06 Sprg., also 6.5x55 mm Swedish and 7x64 mm Brenneke (barrels only); 7 mm Rem. Mag., .300 Win. Mag., .300 Wby. Mag., .300 RUM, .375 H&H Mag.

ACTION TYPE: bolt-action, repeating, center-fire rifle
RECEIVER: blued carbon steel
BARREL: interchangeable, blued, cold hammer forged carbon steel; 24", standard calibers; 26", magnum calibers (.375 H&H, 24")

RIFLING: six-groove, 1:10" RH twist

MAGAZINE: three- or four-round, detachable, single-column polymer

SIGHTS: none, receiver drilled and tapped for scope mounts (.375 H&H has iron sights)

TRIGGER: single-stage; pull, 3 lbs., 4 ozs.

STOCK: two-piece, black synthetic or walnut; length of pull, 14"; drop at heel, 1 1/4"; drop at comb, 1 3/8"

OVERALL LENGTH: 45 1/2"

WEIGHT: 7 lbs., 11 ozs.

ACCESSORIES: take down tools (three)

SUGGESTED RETAIL PRICE: \$1,259; extra barrels: \$489 (standard calibers) \$540 (magnum calibers)



The Sauer 202 is a totally modular design (above). The rifle's primary button-type safety is mounted on the tang while an auxiliary is in the trigger guard (r.).

the locking lugs are smaller than the bolt's 0.848" body diameter, there are no lug raceways in the receiver. The action cocks on opening and has an internal extractor and plunger ejector in the recessed bolt face.

Two gas relief holes in the bolt allow high pressure gases to escape if a case head fails. The two-position safety button on the tang blocks the sear. There is a cocking indicator tab on the bottom rear of the bolt shroud.

A single-stage trigger unit inside the rear tang is protected against dirt and dust. While the trigger is adjustable, Sauer recommends adjustments be

made by a factory-trained gunsmith. We found the trigger pull of our test rifle a consistent 3 lbs., 4 ozs. with virtually no take-up or overtravel.

Since the 202 is designed for a two-piece stock fastened to the receiver by longitudinal bolts, bedding is not a concern. Standard features include a solid recoil pad, quick-detachable sling swivels and a schnabel fore-end tip. Our test rifle's black synthetic stock had a matte, pebbled finish except on the sides of the fore-end and pistol grip. On those gripping surfaces, a

To change the barrel, after removing the fore-end, turn out the three barrel-tensioning screws and stock bolt socket (l.). Slide the barrel out of the receiver. Insert the new barrel making certain to align the small slot with the receiver slit. Insert the stock bolt so that the rear tab keys into the barrel slot. Reinstall the three tension screws and fore-end.



SHOOTING RESULTS

.22-250 Rem. Cartridge	Vel. @ 15' (f.p.s.)	Energy (ft.-lbs.)	Group Size In Inches		
			Smallest	Largest	Average
Black Hills 52-gr. BTHP	3671 Avg. 16 Sd	1,556	0.55	0.95	0.78
Norma Diamond 55-gr. HP	3643 Avg. 18 Sd	1,621	0.69	1.02	0.89
Winchester 40-gr. BST SBST22250A	3966 Avg. 11 Sd	1,397	0.71	1.18	0.96
Average Extreme Spread:			0.87		
Measured average velocity for 10 rounds from a 24" barrel. Range temperature: 55°F. Humidity: 43%. Accuracy for five consecutive, five-shot groups at 100 yds. from a sandbag. Abbreviations: BST (Ballistic Silvertip), BTHP (boattail hollow-point), HP (hollow-point), Sd (standard deviation).					
.300 Win. Mag. Cartridge	Vel. @ 15' (f.p.s.)	Energy (ft.-lbs.)	Group Size In Inches		
			Smallest	Largest	Average
Federal No. P300WT4 150 gr. TBBC	3307 Avg. 6 Sd	3,642	1.58	3.18	2.57
Hornady No. 8202 165 gr. BTSP	3059 Avg. 9 Sd	3,428	1.40	2.26	2.00
Winchester No. SBST300 180 gr. BST	2969 Avg. 17 Sd	3,523	2.40	3.90	3.00
Average Extreme Spread:			2.52		
.375 H&H Mag. Cartridge	Vel. @ 15' (f.p.s.)	Energy (ft.-lbs.)	Group Size In Inches		
			Smallest	Largest	Average
Winchester No. X375H1 270 gr. PP	2715 Avg. 20 Sd	4,420	1.85	2.65	2.22
Hornady No. 8508 270 gr. SP-I	2868 Avg. 17 Sd	4,932	1.57	2.61	2.25
Federal No. P375D 300 gr. FMJ	2515 Avg. 6 Sd	4,214	2.43	3.27	2.85
Average Extreme Spread:			2.70		
Measured average velocity for 10 rounds from a 26" barrel (24" .375 H&H). Range temperature: 59°F. Humidity: 37%. Accuracy for five consecutive, five-shot groups at 100 yds. from a sandbag. Abbreviations: Sd (standard deviation), PP (Power Point), FMJ (full metal jacket), SP-I (spire-point Interlock), BST (Ballistic Silvertip), TBBC (Trophy Bonded Bear Claw), BTSP (boattail spire-point).					

coarse pebbled texture was employed in lieu of checkering. Coloring of the synthetic stock is integral so the finish will never crack, chip, peel or rub off.

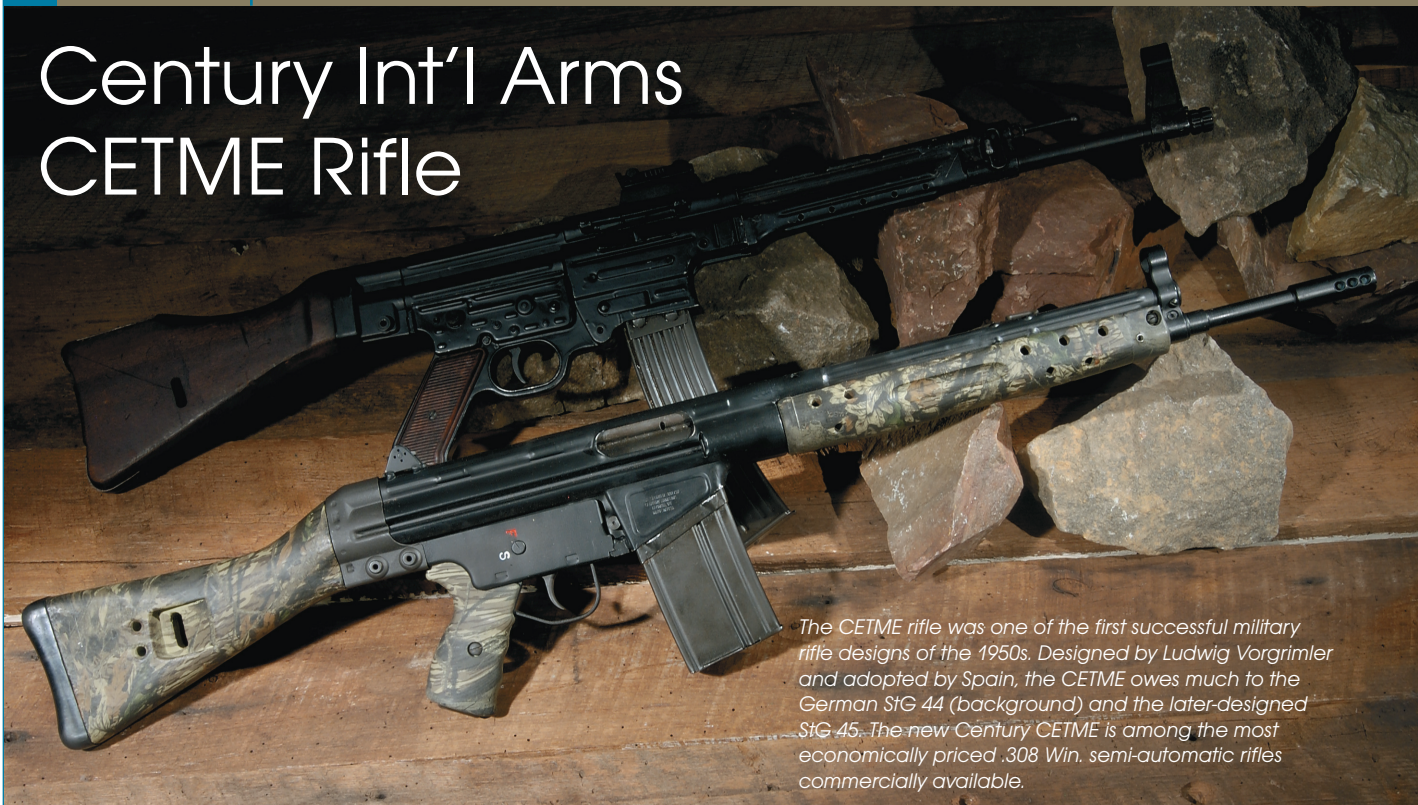
Iron sights are not furnished, however, the 202's receiver is drilled and tapped for scope mounts and the drop at the comb was correct for optical sights. We found that after changing barrels, bullet impact remained on paper, which made rezeroing easy.

We field tested the 202 on African

plains game where one rifle with dual caliber capability cut down travel weight and eliminated the need for a second rifle. On arrival, we found the zero of the .300 Win. Mag. barrel had not shifted. That barrel was then used to take an oryx at 200 yds. A day later, the .375 H&H Mag. barrel was used to take a kudu at 60 yds.

Perceived recoil was heavy, but manageable. The detachable magazine allows easy loading and unloading, and the rifle proved well-balanced and comfortable to carry during long treks. A sudden rain storm completely soaked the rifle, but had no effect on accuracy or point of impact. The Sauer 202 rifle, then, will appeal to hunters seeking a high quality rifle—with or without the flexibility the switch-barrel feature can provide.

Century Int'l Arms CETME Rifle



The CETME rifle was one of the first successful military rifle designs of the 1950s. Designed by Ludwig Vorgrimmler and adopted by Spain, the CETME owes much to the German StG 44 (background) and the later-designed StG 45. The new Century CETME is among the most economically priced .308 Win. semi-automatic rifles commercially available.

Although many are familiar with the H&K series of roller-locked, retarded blowback semi-automatic rifles, mention of a CETME will likely draw a confused stare. The name CETME is actually an acronym for *Centro de*

Estudios Técnicos de Materiales Especiales, a government-run design and development establishment in Spain. It was there where Ludwig Vorgrimmler, a former engineer with Mauser, developed the CETME in the

early 1950s. Vorgrimmler adapted the roller-locked, retarded-blowback mechanism from an earlier design developed at Mauser—the StG 45—to the new CETME rifle.

When the rearmament of West Germany began,

Heckler & Koch began producing a modified version of the CETME known as the G3. That is the reason for the strong familial ties between the CETME and the G3.

The operating mechanism of this rifle is notable

CENTURY CETME

MANUFACTURER: Century Int'l Arms, Inc. (Dept. AR) 1161 Holland Drive., Boca Raton, FL 33487; (800) 527-1252; www.centuryarms.com

CALIBER: .308 Win.

ACTION TYPE: delayed blowback, semi-automatic rifle

RECEIVER: powder coated, stamped 1008 steel

BARREL: 17½"

RIFLING: four-groove, 1:10" RH twist

MAGAZINE: detachable, double-column, 20-round-capacity

SIGHTS: hooded post front; aperture/V-notch rear

TRIGGER: two-stage; pull, 9½ lbs.

STOCK: European hardwood; length of pull, 13½"; drop at heel, 1½"; drop at comb, 2"

OVERALL LENGTH: 40½"

WEIGHT: 9 lbs., 11 ozs.

SUGGESTED RETAIL PRICE: \$450



As with most military-based designs, the CETME breaks down easily into its main components. Simplicity is key with this design. The rifle has a U.S.-made receiver and many original CETME parts.



The CETME utilizes a roller-locking system rather than a more familiar gas system. Rollers on each side of the bolt head (top) engage detents inside the "trunnion," requiring a great deal of force to unlock. That resistance keeps the action locked until pressure drops to safe levels. To open the action of the CETME, the cocking piece (middle, arrow), located on the forward, left section of the upper tube, is extended open and pulled rearward. The CETME's rear sight is a distinctive paddle wheel design (above). To switch to a different aperture, simply rotate the wheel until you see what you want.

in that it does not utilize a gas system. It uses a twin roller lock to lock the action. Two "rollers"—one on each side of the bolt—roll/lock out of the bolt and into corresponding detents in what Century refers to as the "trunnion." The force required to push the rollers back into the bolt keeps

the action closed until pressure has dropped to a safe level. Due to a tendency for fired cases to stick in the chamber of such designs, the chamber is fluted to help it release fired cases by allowing gases to flow around them.

The Century Int'l Arms CETME is a faithful rendi-

SHOOTING RESULTS					
.308 Win. Cartridge	Vel. @ 15' (f.p.s.)	Energy (ft.-lbs.)	Group Size In Inches		
			Smallest	Largest	Average
Remington R308W7 168-gr. HPBT	2498 Avg. 30 Sd	2,329	1.86	3.22	2.61
Hornady 8091 150-gr. BTSP	2561 Avg. 8 Sd	2,185	1.78	3.58	2.38
PMC 308 SMB 168-gr. HPBT	2356 Avg. 30 Sd	2,071	1.12	3.86	2.84
Average Extreme Spread:					2.61
Measured average velocity for 10 rounds from a 17 1/2" barrel. Range temperature: 75°F. Humidity: 21%. Accuracy for five consecutive, five-shot groups at 100 yds. from a sandbag. Abbreviations: HPBT (hollow-point boat-tail), BTSP (boat-tail-soft point).					

tion of the original, with the differences being the inclusion of Century's domestically produced, stamped receiver made from 1008 steel and the necessary U.S.-made parts for legal compliance.

The Century Arms CETME is visually impressive, sporting an attractive powder coat finish and the optional Mossy Oak camouflage pattern on its wooden stock set and plastic pistol grip.

Handling the CETME revealed a tightly fitted rifle. Disassembly was a chore with the buttstock section being very tight on the receiver. After considerable force is applied, the buttstock section can be removed to reveal the rear of the receiver. The trigger group can then be pulled down and away from the receiver and the bolt assembly pulled out rearward.

Since we did not have the special "claw mount" required for mounting scopes on CETME/G3 rifles, all testing was done

with open sights. The sights are a post front and a unique "paddle" rear. The paddle is rotated to reveal several apertures and one simple V-notch. The CETME performed well in the accuracy department considering that iron sights were used, but an unfortunate problem did appear during firing. Despite getting very good groups, all shots were hitting to the right beyond the range of sight adjustment. A call to Century resulted in the CETME being returned for inspection and a second rifle being sent for testing. That rifle did not exhibit the same problem and performed very well. During testing, there were absolutely no failures to function, and its accuracy was better than the first.

The CETME from Century appears to offer a great deal of rifle for a competitive price. For those with an interest in historically unique military pieces, or who just want a lot of rifle for the money, the CETME fills the bill.



The permanently attached muzzle brake performed admirably. It effectively tamed perceived recoil and made the CETME more controllable during rapid fire.